

SECTOR
NO LIMITS

We thank you for the confidence that you have shown in us by choosing the SECTOR brand. To enable you to use your watch to the best advantage, we recommend that you carefully read the instructions in this leaflet.



ENG



Screen and button functions

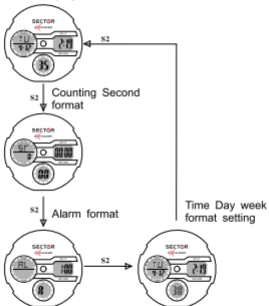


-
- ▶ Press S1 to turn on EL Luminescence 3 seconds.
 - ▶ Press S2 to change the mode format.
 - ▶ LCD time display: Hour-Minute-Second-Week-Month-Day
 - ▶ 12/24 time.
 - ▶ The maximum of stopwatch: 23"59"59.

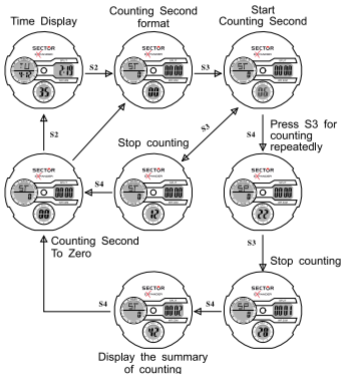
Note: SU: Sunday MO: Monday TU: Tuesday
 WE: Wednesday TH: Thursday FR: Friday
 SA: Saturday

Mode Operation

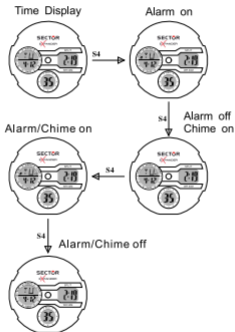
Time Display



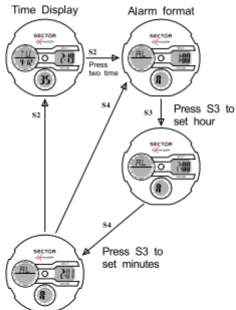
Counting Seconds Operation



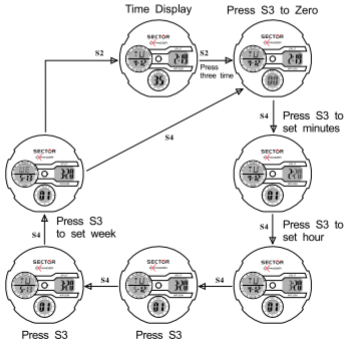
Alarm/Chime Function Operation



Alarm Setting Operation



Standard Time & Day Operation



English Chinese abbreviation

H: 24 hour time

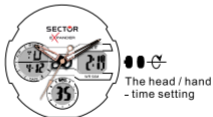
A(AM): Morning P(PM): Afternoon

ALM(ALARM): Alarm

CHM(CHIME): Chime

SPL(SPLIT): Counting second format

Hand- time Setting



- ▶ Pulling out the button and setup time
- ▶ After adjusted pulling back the position

Lovely Reminder

1. Please don't try to discompose the digital watch without professional technicians.
.....
2. Pressing buttons is not allowed during swimming & diving.
.....
3. When figure out mist inside the glass , please contact technicians for fixing to avoid destroying parts.
.....
4. Please try to avoid strong crash.
.....
5. Don't put any chemical on watch dial, use water and soft cloth for cleaning if needed.
.....
6. Avoid to put the watch on arm under strong magnet & static electricity.
.....
7. Remove batteries when not in use or discharged.
.....
8. Requires 1 CR2016 and SR626 battery (included).

